




2017

000039.SZ / 2039.HK

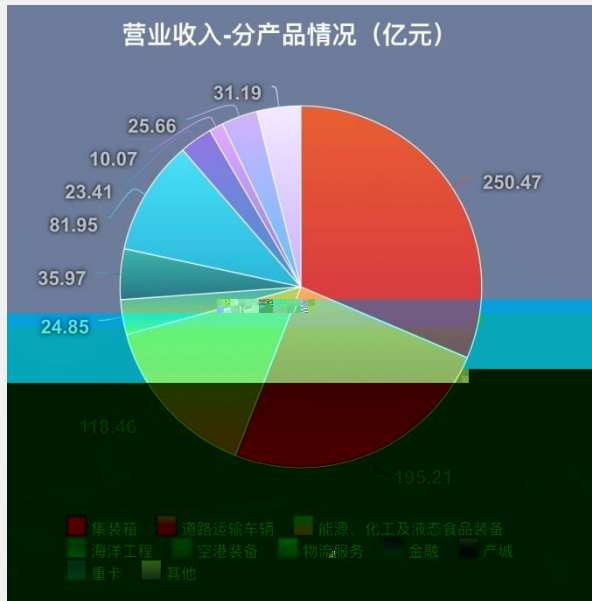
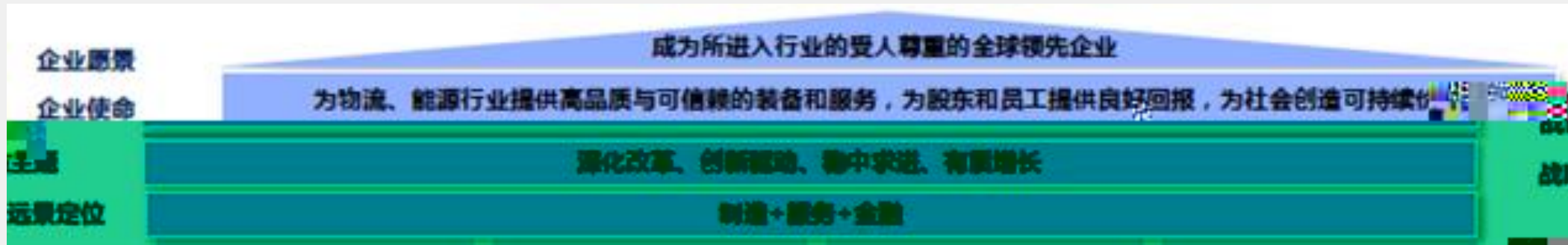


Driving new value Moving the world




2017

业绩概述



2017	763.00	49.28%
" + + "	;	
"	2025"	
"	"	5
2017	0.27	2018 7 20
" + + "	17	;
"	"	"


业绩概述





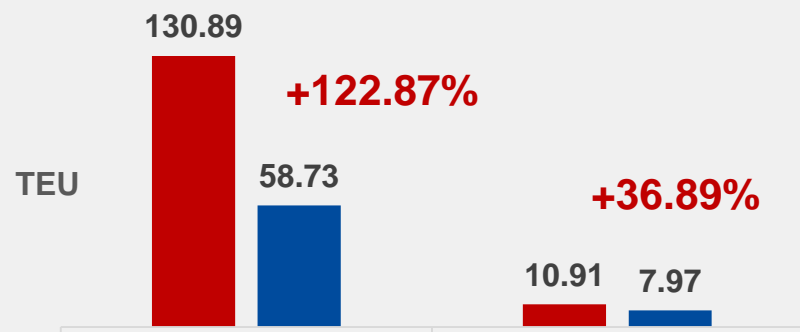
	/ %	2017	2016
	49.28%	763.00	511.11
	364.97%	25.09	5.40
%	-0.48%	18.36%	18.84%
ROE	6%	8%	2%
	478.57%	0.81	0.14



2017



经营回顾



	/	%	2017	2016
			250.47	110.67
			177.19	56.91
			32.74	22.36
			48.08	35.53
			14.63	3.63

-
-
-
- 2017

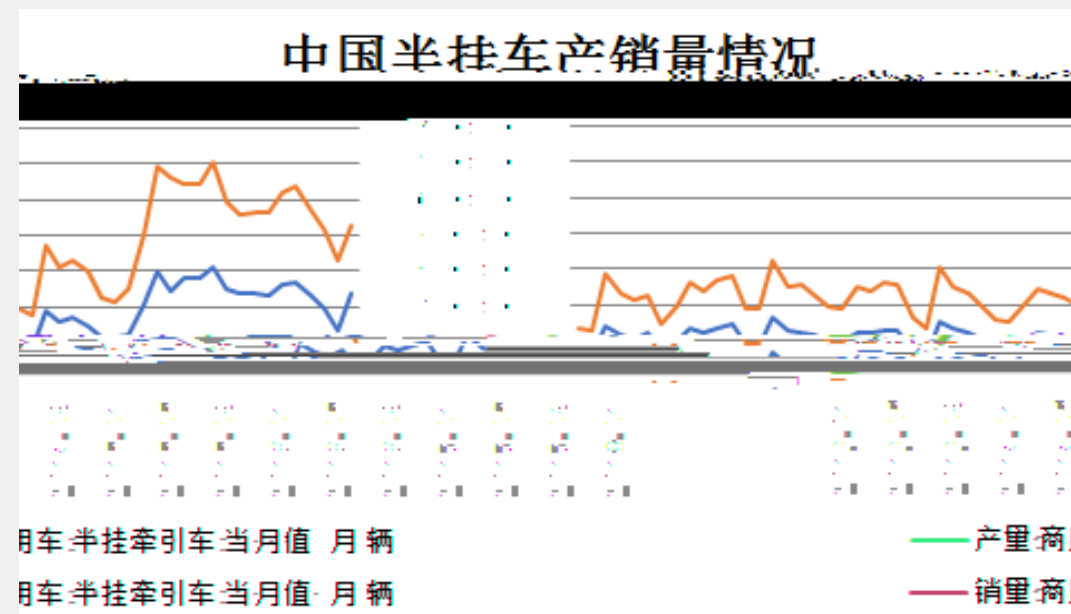


+

GB1589

	2016年排放标准	2016年新排放标准
超限标准	高度	4米
	宽度	2.55米
	长度	18.1米
超重标准	二轴车辆	18吨
	三轴车辆	25吨
	四轴车辆	31吨
	五轴车辆	43吨
	六轴及以上	49吨

数据来源：工信部，东北证券



- ;
- 2017-2020
- 2017 12 27 2018-2020

经营回顾



国内市场

海外市场

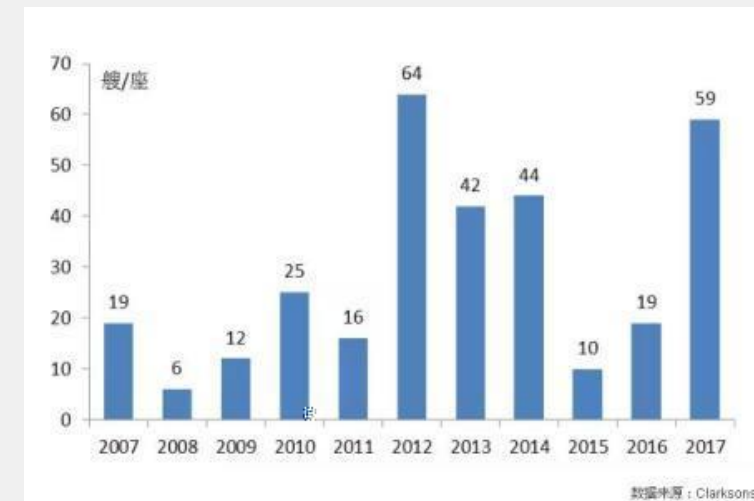
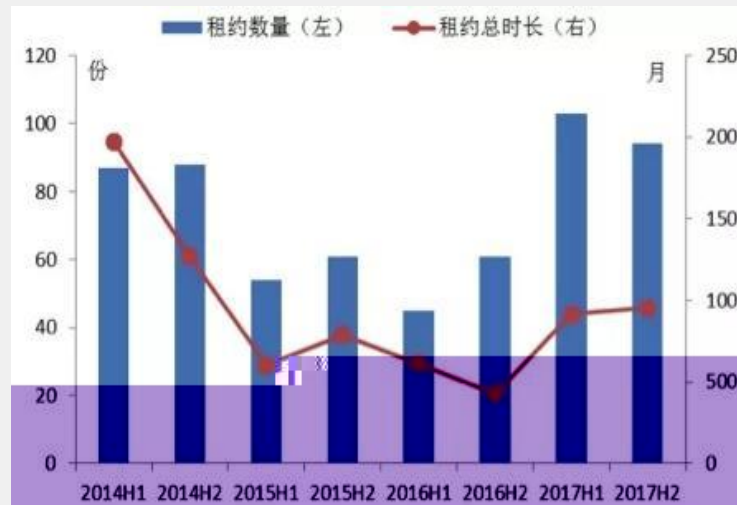
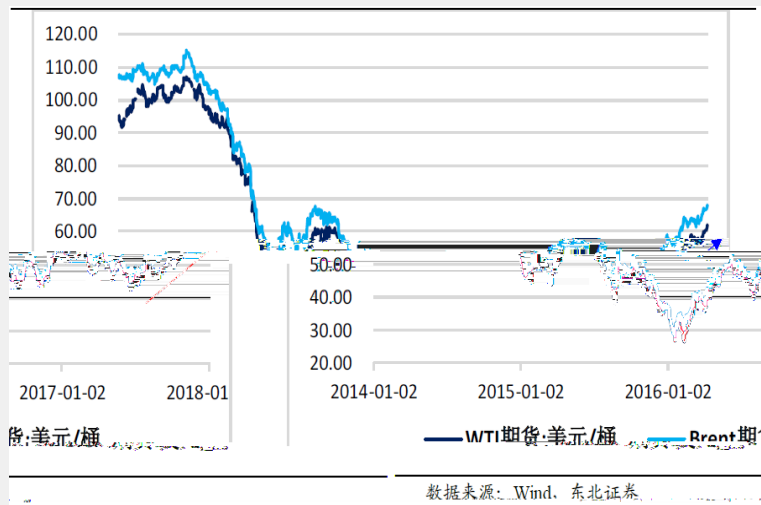


— 化工装备业务分析

经营回顾



2014




- 2016-2017
- 2016
- 2017

- 2017
- 2017
- 2017

- 2017
- 2017
- 2016
- 2017

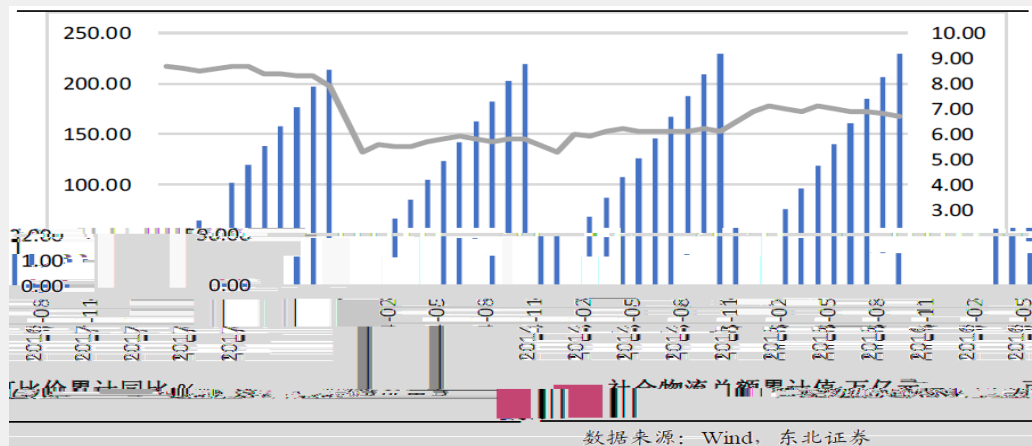
经营回顾



经营回顾



2014-2017




■			
■		"	"
■		"	"
■		"	"
■	9	13	
	78.236%		

	/ %	2017	2016
	14.95%	81.95	71.29
	-75.95%	0.86	3.59

经营回顾



2005-2017



- GB1589-2016 921 10%-22.5%
- DPF



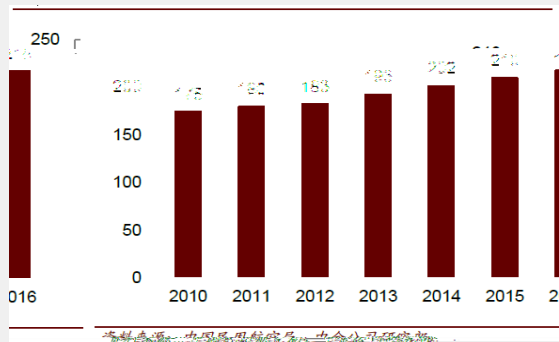
- 2017 921
- 2016 6,028
- 2017 8,710 2017 44.49%
- 5

	/	%	2017	2016
			25.66	17.26
			8,710	6,028

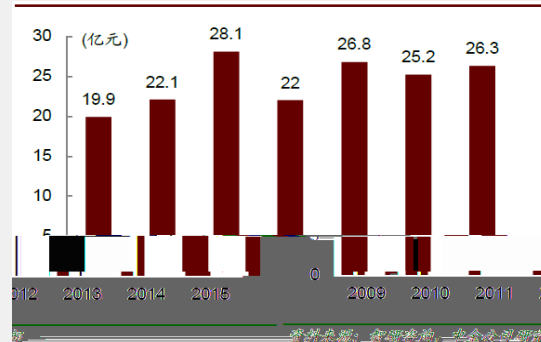
经营回顾



2010-2016



2009-2015



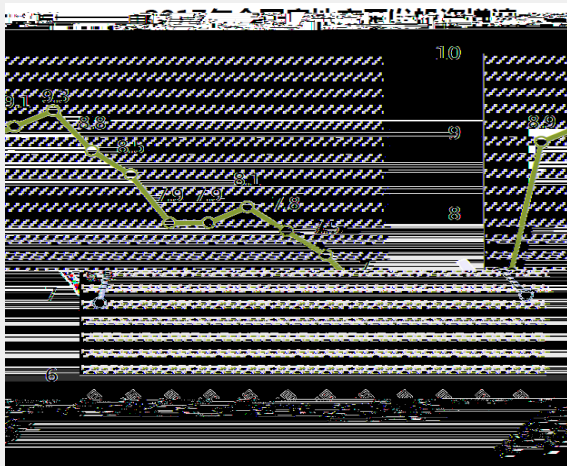
- 95%
- GSE
- Cella Srl
- Pteris 78.15%
- 50%

/	%	2017	2016
	11.93%	35.97	32.13
	11.74%	1.46	1.31

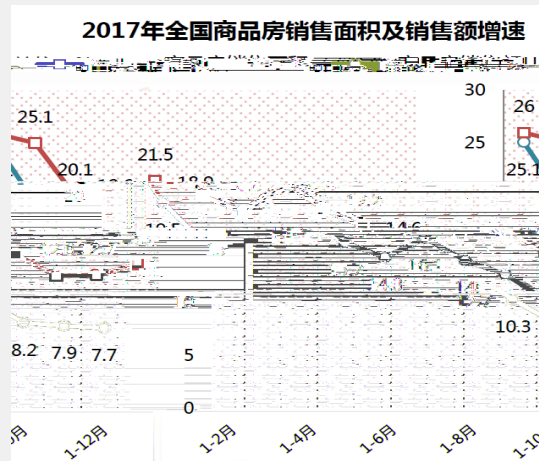
经营回顾



2017




2017



■	GDP	7	11
		9.4%	2017
		5.38%	2016
■		0.93%	




经营回顾



/ % 2017 2016

1.66% 23.41 23.02

20.46% 9.92 8.24






“

”



“

”



“

”



◆ 2017

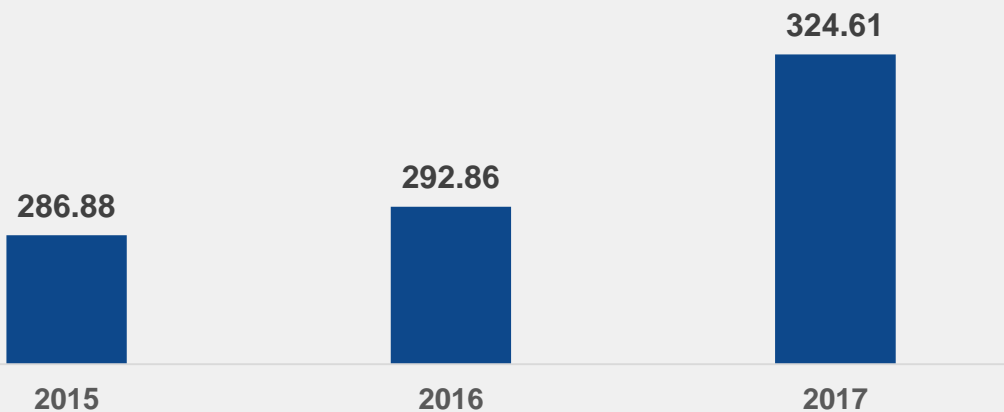
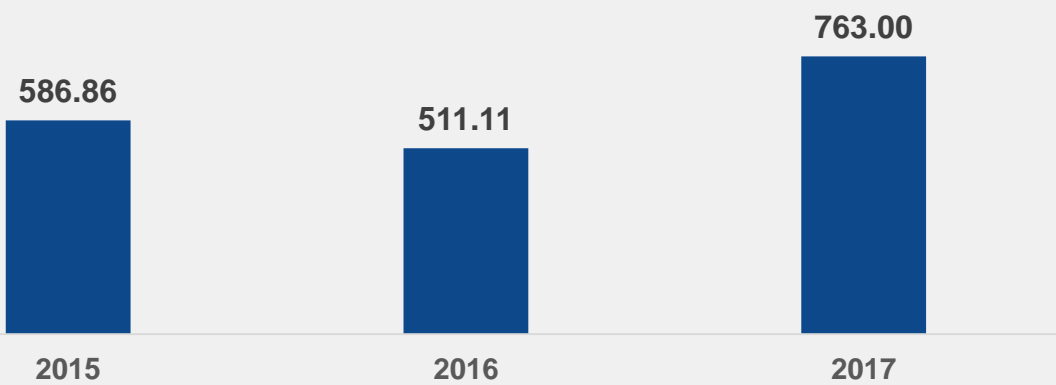
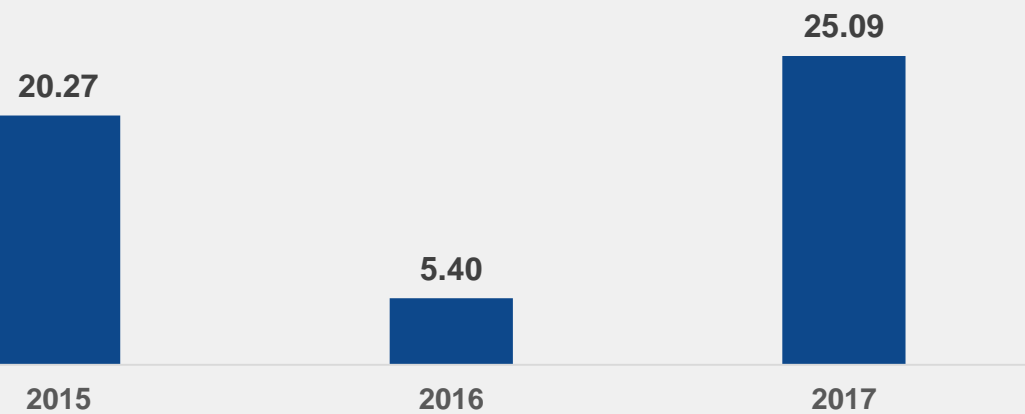
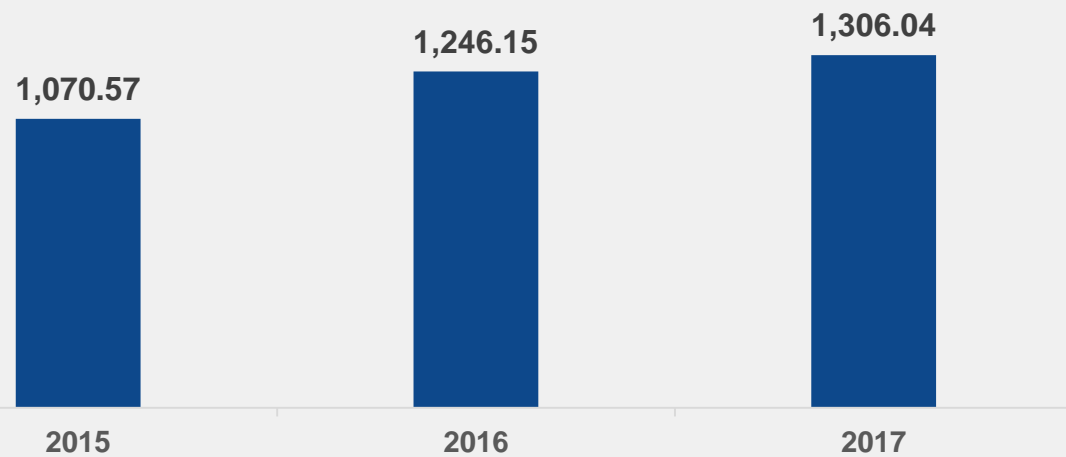
10




2017

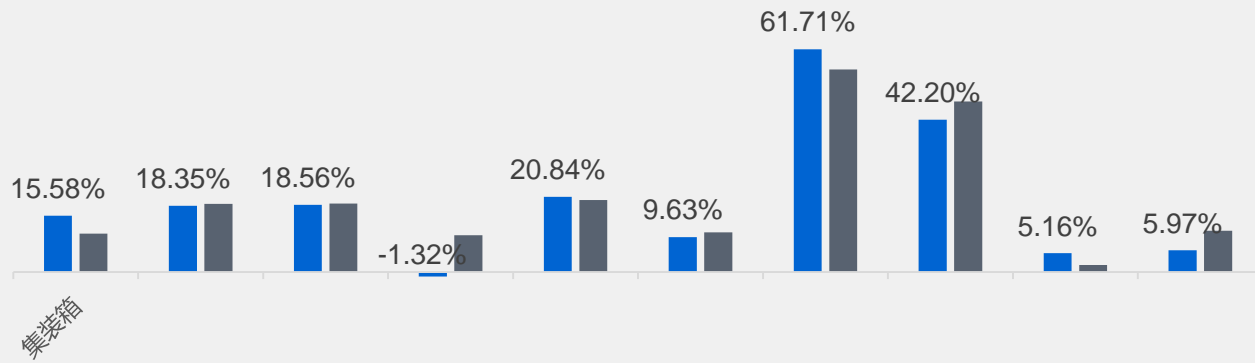


财务表现





财务表现






2017

未来展望



据克拉克森 (CLARKSON) 最新预测 , 2017



未来展望



未来展望







CHINA INTERNATIONAL MARINE CONTAINERS (GROUP) LTD.

